

# Numerical Simulation of the Brusselator Model with Spatial Spectral Interpolation Coordination Method

Tingting Ban, Yulan Wang

Inner Mongolia University of Technology, Hohhot Inner Mongolia  
Email: 1025653446@qq.com

Received: Apr. 23<sup>rd</sup>, 2020; accepted: May 11<sup>th</sup>, 2020; published: May 18<sup>th</sup>, 2020

---

## Abstract

This paper studies the Brusselator model of a class of nonlinear reaction-diffusion equations, so it is very important to find a simple and effective numerical method for nonlinear reaction-diffusion systems. Based on this problem, some numerical examples are simulated by using this new spatial spectral interpolation collocation method.

## Keywords

Brusselator Model, Turing Bifurcation Condition, Spatial Spectral Interpolation Coordination Method, The Approximate Solutions

---

# Brusselator模型的空间谱插值配点方法数值模拟

班亭亭, 王玉兰

内蒙古工业大学, 内蒙古 呼和浩特  
Email: 1025653446@qq.com

收稿日期: 2020年4月23日; 录用日期: 2020年5月11日; 发布日期: 2020年5月18日

---

## 摘要

该文研究一类非线性反应扩散方程组Brusselator模型, 因此寻找一种简单有效的非线性反应扩散系统的

数值方法是非常重要的。基于这一问题, 本文提出了采用这种新的空间谱插值配点方法模拟了一些数值算例, 其结果和理论上的吻合较好, 结果表明了该方法的有效性。

## 关键词

Brusselator模型, 图灵分叉条件, 空间谱插值配点方法, 近似解

Copyright © 2020 by author(s) and Hans Publishers Inc.

This work is licensed under the Creative Commons Attribution International License (CC BY 4.0).

<http://creativecommons.org/licenses/by/4.0/>



Open Access

## 1. 引言

Brusselator 模型是一个著名的模型[1][2], 它通常是用来描述化学反应过程中化学元素变化的一类反应扩散方程组[3]。其形式为:

$$\begin{cases} \frac{\partial u}{\partial t} = \Delta(u_{11}u + u_{12}v) - (\beta + 1)u + u^2v + \alpha, (x, t) \in \Omega \times [0, T] \\ \frac{\partial v}{\partial t} = \Delta(u_{21}u + u_{22}v) + \beta u - u^2v, (x, t) \in \Omega \times [0, T] \\ \frac{\partial u}{\partial n} = \frac{\partial v}{\partial n} = 0, (x, t) \in \partial\Omega \times [0, T] \\ u(x, 0) = \psi_1(x), v(x, 0) = \psi_2(x), x \in \Omega \end{cases} \quad (1)$$

其中:  $u(x, y, t)$  和  $v(x, y, t)$  是未知函数,  $u_{11}, u_{12}, u_{21}, u_{22}$  是扩散系数,  $\Delta = \frac{\partial^2}{\partial x^2} + \frac{\partial^2}{\partial y^2}$  是拉普拉斯算子,  $(x, y) \in \Omega, t > 0$  在光滑的边界  $\partial\Omega$  上的齐次 Neumann 边界条件, 即  $\partial u / \partial n|_{\partial\Omega} = \partial v / \partial n|_{\partial\Omega}$   $f(u, v), g(u, v)$  是已知的光滑函数。

许多方法被用来解决 Brusselator 模型。这些方法包括有限差分法[4], Galerkin 有限元法[5], 最佳均匀(BURA)有理近似[6]。本文基于一种新的空间谱插值配点方法, 研究了 Brusselator 系统的动力学行为, 分析了该系统的稳定性[7][8]。数值模拟结果和理论吻合较好, 仿真结果表明了该方法的有效性。

## 2. 空间谱插值配点方法的描述

在本文中, 我们使用空间谱插值配点方法来解决 Brusselator 模型(1)。

从参考文献[9][10]中, 我们可以得到离散序列  $u_1, u_2, \dots, u_N$  的插值函数  $I_N u(x)$  可以写成:

$$u(x) \sim I_N u(x) = \sum_{m=1}^N u_m S_N(x - x_m) \quad (2)$$

其中  $S_N(x) = \frac{\sin(\pi x/h)}{(2\pi/h)\tan(x/2)}$ ,  $I_N$  对于任何函数, 都是这样的插值算子,  $u(x)$  在区间  $[0, 2\pi]$  定义为  $u_j = u(jh), j = 1, \dots, N, x_j - x_m = (j - m)h$ , 插值空间为  $\text{span}\{S_N(x - jh), j = 1, 2, \dots, N\}$ 。由此推导出  $n$  阶导数的简单表达式并不难  $I_N u(x)$  在  $x_j = jh$  处的  $n$  阶导数的简单表达式并不难, 为:

$$I_N u^{(n)}(x_j) = \sum_{m=1}^N u_m S_N^{(n)}(x_j - x_m) \tag{3}$$

其中  $D_N^{(n)} = [S_N^{(n)}(x_j - x_m)]_{i,j=1,2,\dots,N}$  被称为第  $n$  个谱微分矩阵[9]。

这里我们考虑有限空间域  $\Omega = [0, 2\pi] \times [0, 2\pi]$ 。我们定义  $N^2$  个等间距的网格点在区域  $\Omega$  上, 因此

$$(x_i, y_j) = (ih, jh), i, j = 1, 2, 3, \dots, N.$$

其中  $h = \frac{2\pi}{N}$  对于给定的有限自然数  $N \in \mathbb{N}$ 。使用(2)则配点函数  $I_N u(x, y, t)$  和  $I_N v(x, y, t)$  关于函数  $u(x, y, t)$  和  $v(x, y, t)$  可以被写为:

$$\begin{aligned} u(x, y, t) &\sim I_N u(x, y, t) = \sum_{i=1}^N \sum_{j=1}^N S_N(x - x_i) S_N(y - y_j) u(x_i, y_j, t) \\ v(x, y, t) &\sim I_N v(x, y, t) = \sum_{i=1}^N \sum_{j=1}^N S_N(x - x_i) S_N(y - y_j) v(x_i, y_j, t) \end{aligned} \tag{4}$$

其中  $u_{i,j} = u(x_i, y_j, t), v_{i,j} = v(x_i, y_j, t), i, j = 1, 2, \dots, N$ 。因此, 下列关系在搭配点  $(x_p, y_q)$  处成立:

$$\begin{aligned} u(x_p, y_q, t) &\sim I_N u(x_p, y_q, t) = \sum_{i=1}^N \sum_{j=1}^N S_N(x_p - x_i) S_N(y_q - y_j) u(x_i, y_j, t) \\ v(x_p, y_q, t) &\sim I_N v(x_p, y_q, t) = \sum_{i=1}^N \sum_{j=1}^N S_N(x_p - x_i) S_N(y_q - y_j) v(x_i, y_j, t) \end{aligned} \tag{5}$$

$$u^{(2,0)}(x_p, y_q, t) \sim I_N u^{(2,0)}(x_p, y_q, t) = \frac{\partial^2 u(x_p, y_q, t)}{\partial x^2} = \sum_{i=1}^N \sum_{j=1}^N S_N^{(2)}(x_p - x_i) S_N(y_q - y_j) u(x_i, y_j, t)$$

$$u^{(0,2)}(x_p, y_q, t) \sim I_N u^{(0,2)}(x_p, y_q, t) = \frac{\partial^2 u(x_p, y_q, t)}{\partial y^2} = \sum_{i=1}^N \sum_{j=1}^N S_N(x_p - x_i) S_N^{(2)}(y_q - y_j) u(x_i, y_j, t)$$

$$v^{(2,0)}(x_p, y_q, t) \sim I_N v^{(2,0)}(x_p, y_q, t) = \frac{\partial^2 v(x_p, y_q, t)}{\partial x^2} = \sum_{i=1}^N \sum_{j=1}^N S_N^{(2)}(x_p - x_i) S_N(y_q - y_j) v(x_i, y_j, t)$$

$$v^{(0,2)}(x_p, y_q, t) \sim I_N v^{(0,2)}(x_p, y_q, t) = \frac{\partial^2 v(x_p, y_q, t)}{\partial y^2} = \sum_{i=1}^N \sum_{j=1}^N S_N(x_p - x_i) S_N^{(2)}(y_q - y_j) v(x_i, y_j, t)$$

注意的是

$$\begin{aligned} u &= [u_{11}, u_{21}, \dots, u_{N1}, u_{12}, u_{22}, \dots, u_{N2}, u_{1N}, \dots, u_{NN}]^T, \\ v &= [v_{11}, v_{21}, \dots, v_{N1}, v_{12}, v_{22}, \dots, v_{N2}, v_{1N}, \dots, v_{NN}]^T, \end{aligned} \tag{6}$$

因此, 公式(5)可以被写成一下矩阵形式:

$$\begin{aligned} u^{(2,0)} &= D_N^{(2,0)} u, u^{(0,2)} = D_N^{(0,2)} u, v^{(2,0)} \\ &= D_N^{(2,0)} v, v^{(0,2)} = D_N^{(0,2)} v. \\ D_N^{(2,0)} u &= D_N^{(2)} \otimes E_N, D_N^{(0,2)} \\ &= E_N \otimes D_N^{(2)}, D_N^{(0,0)} = E_N \otimes E_N, \end{aligned} \tag{7}$$

其中  $E_N$  是  $N$  阶单位矩阵,  $\otimes$  是矩阵的克罗内克积, 相反地。二阶谱微分矩阵为:

$$D_N^{(2)} = \begin{pmatrix} -\frac{\pi^2}{3h^2} - \frac{1}{6} & \cdots & \vdots & \cdots & \frac{1}{2} \csc^2\left(\frac{1h}{2}\right) \\ \frac{1}{2} \csc^2\left(\frac{1h}{2}\right) & \cdots & -\frac{1}{2} \csc^2\left(\frac{2h}{2}\right) & \cdots & \frac{1}{2} \csc^2\left(\frac{2h}{2}\right) \\ \frac{1}{2} \csc^2\left(\frac{2h}{2}\right) & \cdots & \frac{1}{2} \csc^2\left(\frac{1h}{2}\right) & \cdots & \frac{1}{2} \csc^2\left(\frac{3h}{2}\right) \\ \vdots & \cdots & -\frac{\pi^2}{3h^2} - \frac{1}{6} & \cdots & \vdots \\ \frac{1}{2} \csc^2\left(\frac{3h}{2}\right) & \cdots & \frac{1}{2} \csc^2\left(\frac{1h}{2}\right) & \cdots & \frac{1}{2} \csc^2\left(\frac{2h}{2}\right) \\ \frac{1}{2} \csc^2\left(\frac{2h}{2}\right) & \cdots & \frac{1}{2} \csc^2\left(\frac{1h}{2}\right) & \cdots & \frac{1}{2} \csc^2\left(\frac{1h}{2}\right) \\ \frac{1}{2} \csc^2\left(\frac{1h}{2}\right) & \cdots & \vdots & \cdots & -\frac{\pi^2}{3h^2} - \frac{1}{6} \end{pmatrix} \quad (8)$$

结合等式(6)和等式(7), Equation (1)可以写成以下系统:

$$\frac{\partial}{\partial t} \begin{bmatrix} u \\ v \end{bmatrix} = \begin{bmatrix} u_{11}D & u_{12}D \\ u_{21}D & u_{22}D \end{bmatrix} \begin{bmatrix} u \\ v \end{bmatrix} = \begin{bmatrix} f_1(u, v) \\ f_2(u, v) \end{bmatrix} \quad (9)$$

这里

$$[u, v] = [u_{11}, \dots, u_{N1}, u_{12}, \dots, u_{N2}, u_{1N}, \dots, u_{NN}, v_{11}, \dots, v_{N1}, v_{12}, \dots, v_{N2}, v_{1N}, \dots, v_{NN}],$$

$$\begin{aligned} D &= D_N^{(2,0)} + D_N^{(0,2)} \\ &= D_N^{(2)} \otimes E_N + E_N \otimes D_N^{(2)}, \end{aligned}$$

$$\begin{aligned} &[f_1(u, v), f_2(u, v)] \\ &= [f_1(u_{11}, v_{11}), \dots, f_1(u_{NN}, v_{NN}), f_2(u_{11}, v_{11}), \dots, f_2(u_{NN}, v_{NN}), f_3(u_{11}, v_{11}), \dots, f_3(u_{NN}, v_{NN})] \end{aligned}$$

利用 Matlab 中的 ode45 求解器求解系统(9), 得到系统(1)的数值解。

### 3. 动力系统分析

在这一部分, 我们给出了 Brusselator 模型的图灵分叉分析[11]。如果不考虑扩散现象, 即假设扩散系数为零时, 则方程(1)就可以写为:

$$\begin{cases} \frac{du}{dt} = \alpha + u^2v - (\beta + 1)u \\ \frac{dv}{dt} = \beta u - u^2v \end{cases} \quad (10)$$

从动力学角度我们来分析系统(10)的解的性质[12]。首先(10)只有唯一的平衡解 $(\alpha, \beta/\alpha)$ 。其次, 讨论这一平衡解的稳定性。为此考虑(10)的 Jacobian 矩阵:

$$DF(u, v) = \begin{bmatrix} 2uv - (\beta + 1) & u^2 \\ \beta - 2uv & -u^2 \end{bmatrix},$$

其在平衡解 $(\alpha, \beta/\alpha)$ 的 Jacobian 矩阵为:

$$DF(\alpha, \beta/\alpha) = \begin{bmatrix} \beta-1 & \alpha^2 \\ -\beta & -\alpha^2 \end{bmatrix} \quad (11)$$

显见矩阵(11)的迹  $\tau = \text{trac}DF(\alpha, \beta/\alpha) = -\alpha^2 + \beta - 1$ , 判别式  $\Delta = -\alpha^2(\beta-1) + \alpha^2\beta = \alpha^2$ 。由于  $\Delta = \alpha^2 > 0$ , 所以(11)的特征根同号, 故:

- 1) 若  $\tau < 0$ , 即  $\beta > \alpha + 1$ , 平衡解  $(\alpha, \beta/\alpha)$  是稳定的;
- 2) 若  $\tau > 0$ , 即  $\beta < \alpha + 1$ , 平衡解  $(\alpha, \beta/\alpha)$  是发散的。

下面讨论(10)的分岔。固定  $\alpha$ , 让  $\beta$  变动。由  $\tau = 0$  得到  $\beta_H = \alpha^2 + 1$ 。下面我们来证明  $\beta_H$  是(10)的 Hopf 分岔点[13] [14] [15], 设  $\lambda$  为(11)的特征根, 为此必须证明: (a) (11)在  $\beta_H$  点只有一对纯虚根。(b)  $\partial \text{Re}(\lambda)/\partial \beta \neq 0$ 。事实上, (11)的特征根为  $\lambda_{1,2} = (\tau \pm \sqrt{\tau^2 - 4\Delta})/2$ , 由  $\tau = 0$  及  $\Delta = \alpha^2$  知  $\lambda_{1,2} = \pm \alpha i$ 。所以 (a)成立。其次, 由  $\lambda_{1,2} = (\tau \pm \sqrt{\tau^2 - 4\Delta})/2$  可得  $\text{Re}(\lambda) = (-\alpha^2 + \beta - 1)/2$ , 所以  $\partial \text{Re}(\lambda)/\partial \beta = 1/2 \neq 0$ , 故(b)也成立。综上所述,  $\beta_H$  为系统(10)的 Hopf 分岔点, 且由于  $\tau < 0$  时系统的平衡不稳定, 所以由  $\tau < 0$  变化到  $\tau = 0$  系统在 Hopf 分岔点处得到稳定性[14]。

#### 4. 数值实验

在这一节中, 我们给出了一些数值例子, 以便更好地解释使用不同的初始条件和参数的上述分析结果。

**例 1** 考虑以下形式的 Brusselator 模型[3]:

$$\begin{cases} \frac{\partial u}{\partial t} = \Delta u_1 u - (\beta + 1)u + u^2 v + \alpha, (x, t) \in \Omega \times [0, T] \\ \frac{\partial v}{\partial t} = \Delta u_2 v + \beta u - u^2 v, (x, t) \in \Omega \times [0, T] \\ \frac{\partial u}{\partial n} = \frac{\partial v}{\partial n} = 0, (x, t) \in \partial \Omega \times [0, T] \\ u(x, 0) = \psi_1(x), v(x, 0) = \psi_2(x), x \in \Omega \end{cases} \quad (12)$$

这里  $\alpha, \beta > 0$ ,  $u_1, u_2$  为常数,  $t \in R_+$  为时间变量,  $x, y \in R$  是空间变量,  $u, v$  是  $t$  与  $x, y$  的函数。其中  $u_1 = 0.0025, u_2 = 0.0032, \alpha = 2, \beta = 1, v = \text{ones}(N)$ , 固定一个初始条件, 当  $u$  变化时模拟的结果见图 1~10, 具体初始条件见表 1。

**例 2:** 考虑以下形式的 Brusselator 模型[3]:

$$\begin{cases} \frac{\partial u}{\partial t} = \Delta(u_{11}u + u_{12}v) - (\beta + 1)u + u^2 v + \alpha, (x, t) \in \Omega \times [0, T] \\ \frac{\partial v}{\partial t} = \Delta(u_{21}u + u_{22}v) + \beta u - u^2 v, (x, t) \in \Omega \times [0, T] \\ \frac{\partial u}{\partial n} = \frac{\partial v}{\partial n} = 0, (x, t) \in \partial \Omega \times [0, T] \\ u(x, 0) = \psi_1(x), v(x, 0) = \psi_2(x), x \in \Omega \end{cases} \quad (13)$$

这里  $\alpha, \beta > 0$ ,  $u_{11}, u_{12}, u_{21}, u_{22}$  为常数,  $t \in R_+$  为时间变量,  $x, y \in R$  是空间变量,  $u, v$  是  $t$  与  $x, y$  的函数。其中  $u_{11} = 0.4, u_{12} = 22.2665, u_{21} = 0.02, u_{22} = 2, \alpha = 6, \beta = 1$ ; 本文方法得到的数值结果见图 11~22, 具体的初始条件见表 2。

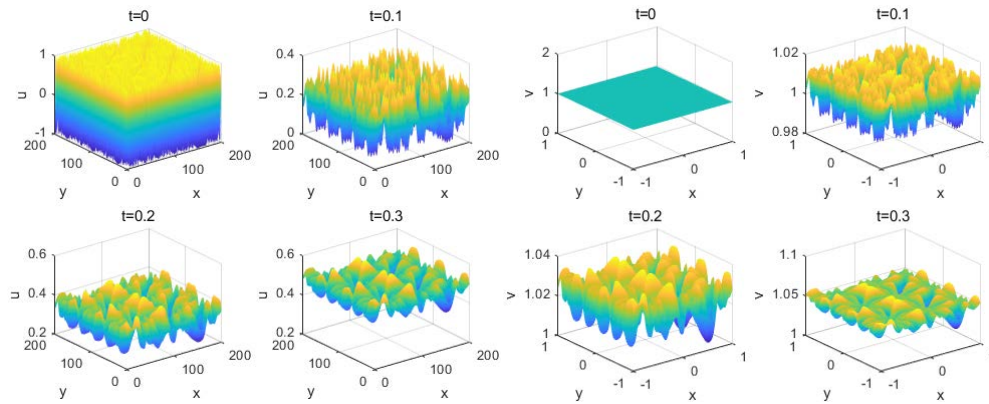


Figure 1. Shows the numerical solution with the initial condition of  $u = \sin\left(1000000\left((x-1/3)^2 - (y-1/2)^2\right)\right)$  of example 1

图 1. 例 1 初始条件为  $u = \sin\left(1000000\left((x-1/3)^2 - (y-1/2)^2\right)\right)$  的数值解

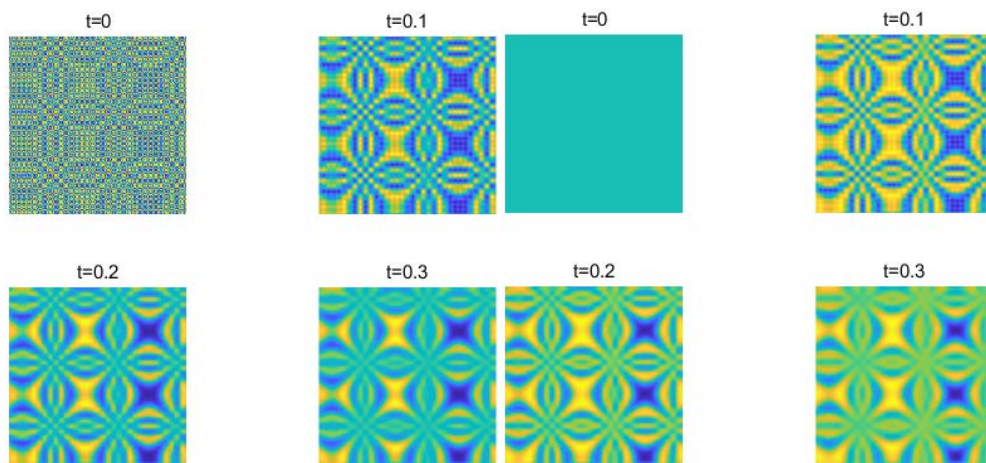


Figure 2. Shows the pattern with the initial condition of  $u = \sin\left(1000000\left((x-1/3)^2 - (y-1/2)^2\right)\right)$  example 1

图 2. 例 1 初始条件为  $u = \sin\left(1000000\left((x-1/3)^2 - (y-1/2)^2\right)\right)$  的斑图

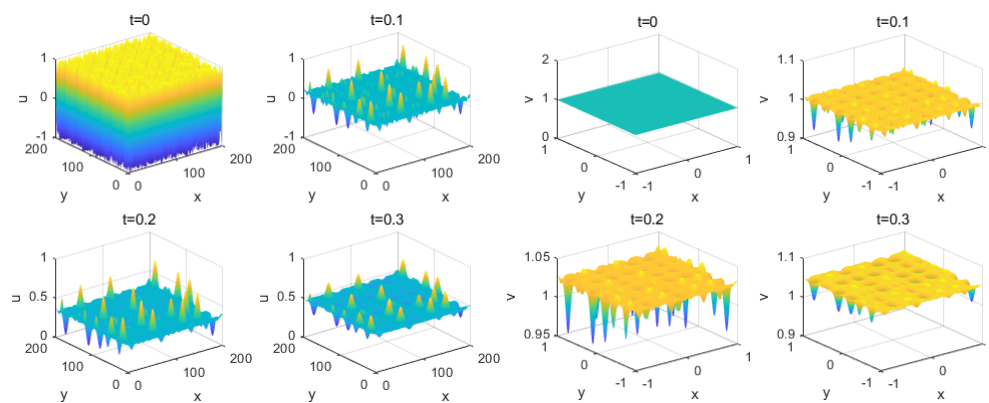


Figure 3. Shows the numerical solution with the initial condition of  $u = \sin\left(1000\left((x-1/3)^2 - (y-1/2)^2\right)\right)$  of example 1

图 3. 例 1 初始条件是  $u = \sin\left(1000\left((x-1/3)^2 - (y-1/2)^2\right)\right)$  的数值解

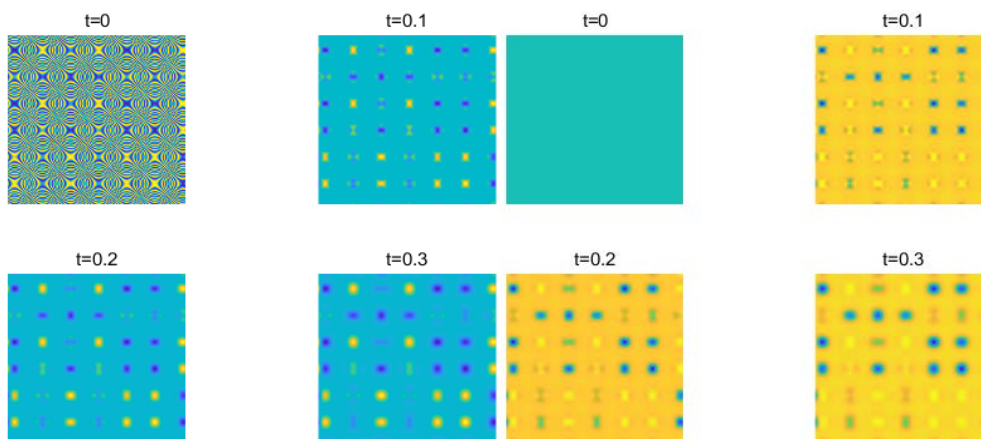


Figure 4. Shows the pattern with the initial condition of  $u = \sin\left(1000\left((x-1/3)^2 - (y-1/2)^2\right)\right)$  example 1

图 4. 例 1 初始条件是  $u = \sin\left(1000\left((x-1/3)^2 - (y-1/2)^2\right)\right)$  的斑图

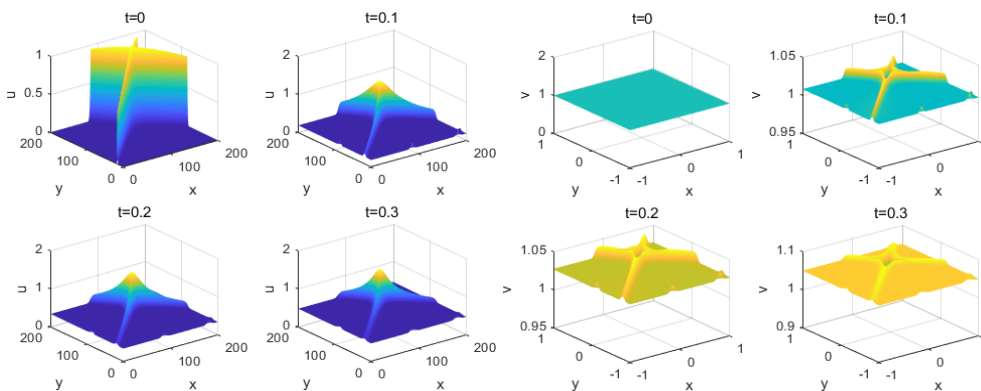


Figure 5. Shows the numerical solution with the initial condition of  $u = \operatorname{sech}\left(100\left((x-1/3)^2 - (y-1/2)^2\right)\right)$  of example 1

图 5. 例 1 初始条件是  $u = \operatorname{sech}\left(100\left((x-1/3)^2 - (y-1/2)^2\right)\right)$  的数值解

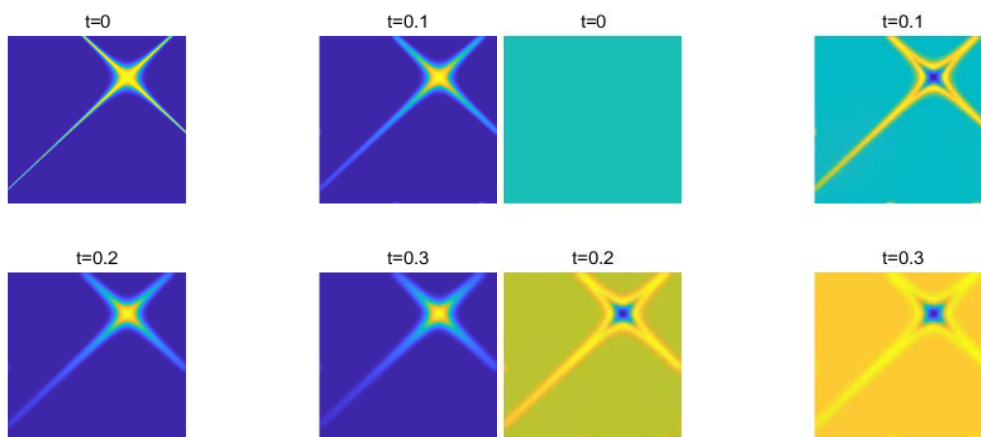


Figure 6. Shows the pattern with the initial condition of  $u = \operatorname{sech}\left(100\left((x-1/3)^2 - (y-1/2)^2\right)\right)$  example 1

图 6. 例 1 初始条件是  $u = \operatorname{sech}\left(100\left((x-1/3)^2 - (y-1/2)^2\right)\right)$  的的斑图

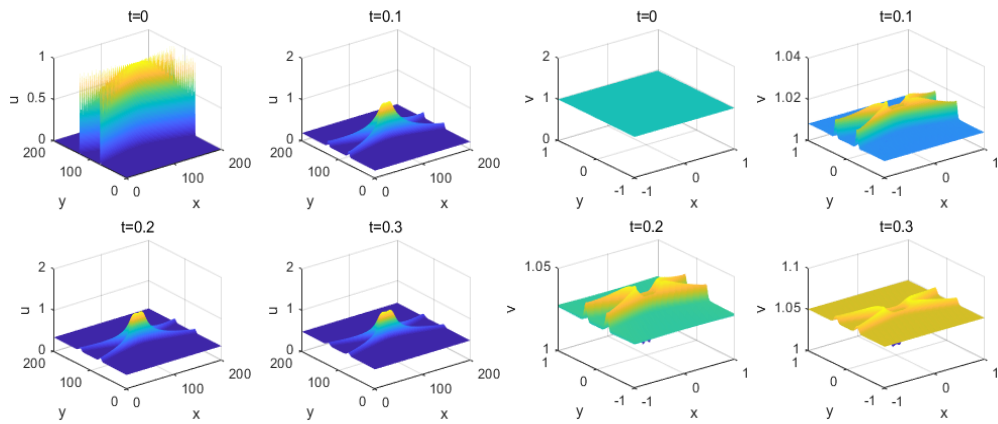


Figure 7. Shows the numerical solution with the initial condition of  $u = \text{sech}(x^2/0.02 - 2\pi y^2/0.01)$  of example 1

图 7. 例 1 初始条件是  $u = \text{sech}(x^2/0.02 - 2\pi y^2/0.01)$  的数值解

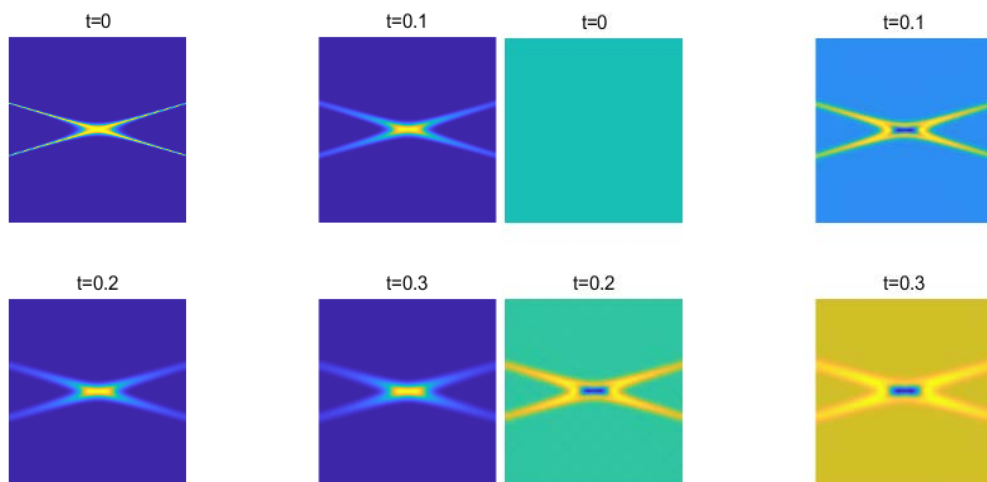


Figure 8. Shows the pattern with the initial condition of  $u = \text{sech}(x^2/0.02 - 2\pi y^2/0.01)$  example 1

图 8. 例 1 初始条件是  $u = \text{sech}(x^2/0.02 - 2\pi y^2/0.01)$  的斑图

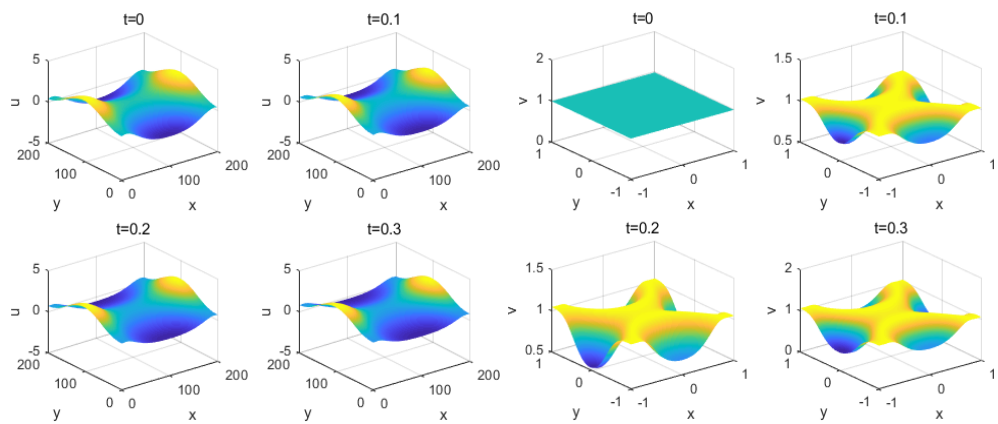
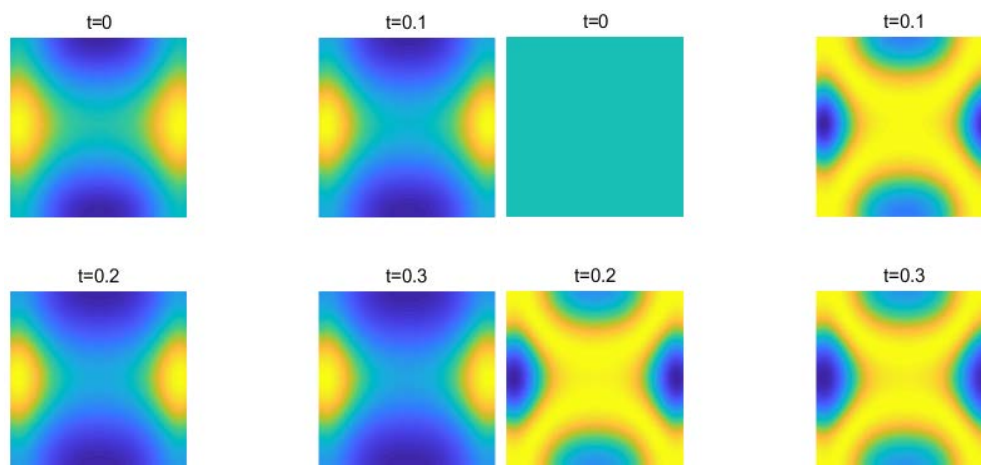


Figure 9. Shows the numerical solution with the initial condition of  $u = 12/25 + \sin(\pi x^2 - 510) + \cos(\pi y - 220)$  of example 1

图 9. 例 1 初始条件是  $u = 12/25 + \sin(\pi x^2 - 510) + \cos(\pi y - 220)$  的数值解





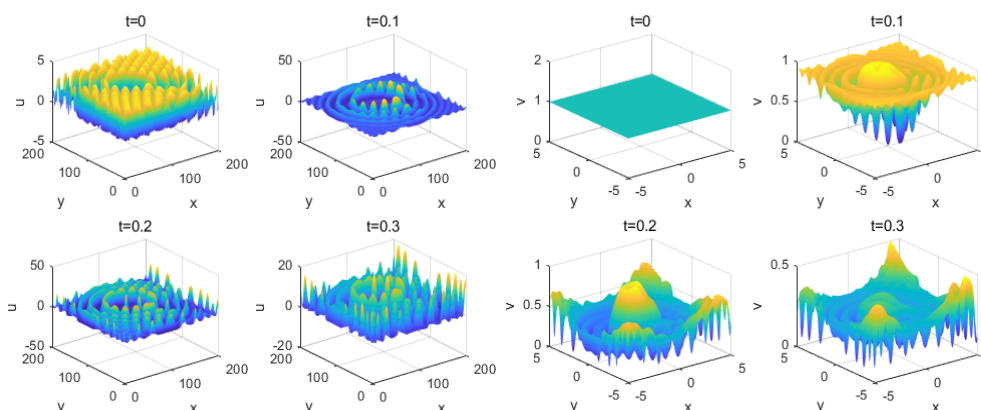
**Figure 10.** Shows the pattern with the initial condition of  $u = 12/25 + \sin(\pi x^2 - 510) + \cos(\pi y - 220)$  example 1

**图 10.** 例 1 初始条件是  $u = 12/25 + \sin(\pi x^2 - 510) + \cos(\pi y - 220)$  的斑图

**Table 1.** The different initial conditions corresponding to the numerical solution and pattern in example 1 are shown in Figures 1-10

**表 1.** 例 1 中数值解和斑图所对应的不同的初始条件在图 1~10

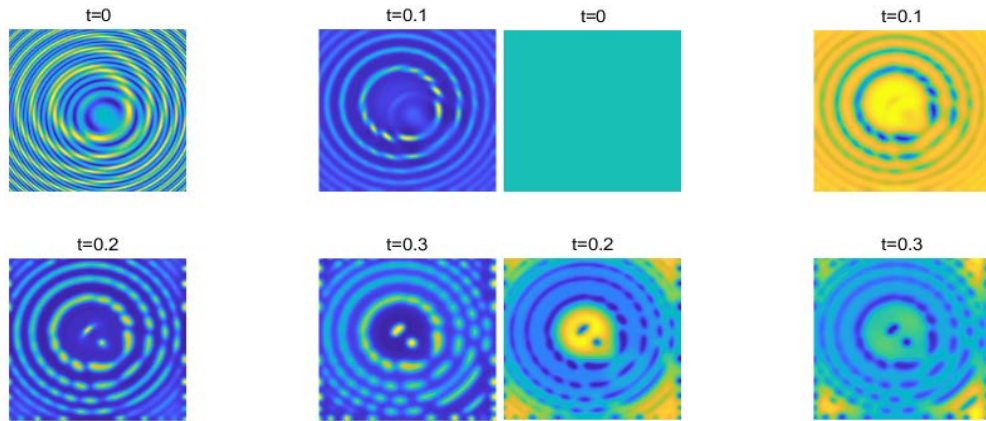
图	$u(x, y, 0)$
图 1 和图 2	$u = \sin(1000000((x-1/3)^2 - (y-1/2)^2))$
图 3 和图 4	$u = \sin(1000((x-1/3)^2 - (y-1/2)^2))$
图 5 和图 6	$u = \operatorname{sech}(100((x-1/3)^2 - (y-1/2)^2))$
图 7 和图 8	$u = \operatorname{sech}(x^2/0.02 - 2\pi y^2/0.01)$
图 9 和图 10	$u = 12/25 + \sin(\pi x^2 - 510) + \cos(\pi y - 220)$



**Figure 11.** Shows the numerical solution with the initial condition of

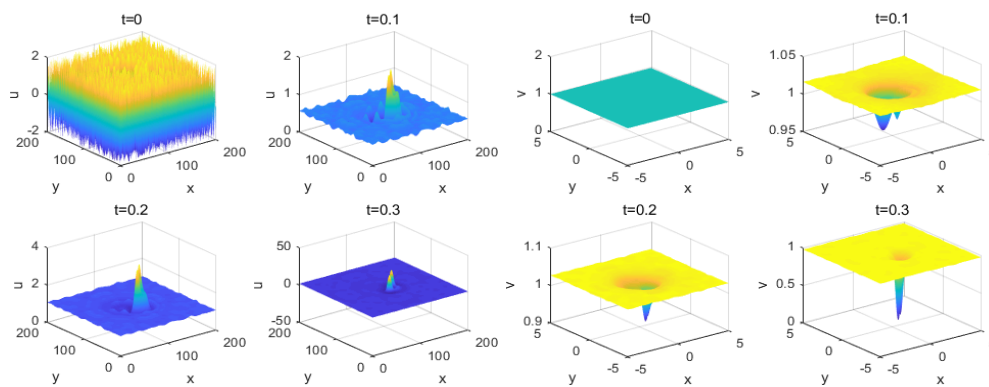
$u = \cos(-\pi((x-0.4)^2 + (y+0.4)^2)) + e^{-\sin((x+0.4)^2 + (y-0.4)^2)}$  of example 2

**图 11.** 图为例 2 初始条件是  $u = \cos(-\pi((x-0.4)^2 + (y+0.4)^2)) + e^{-\sin((x+0.4)^2 + (y-0.4)^2)}$  的数值解



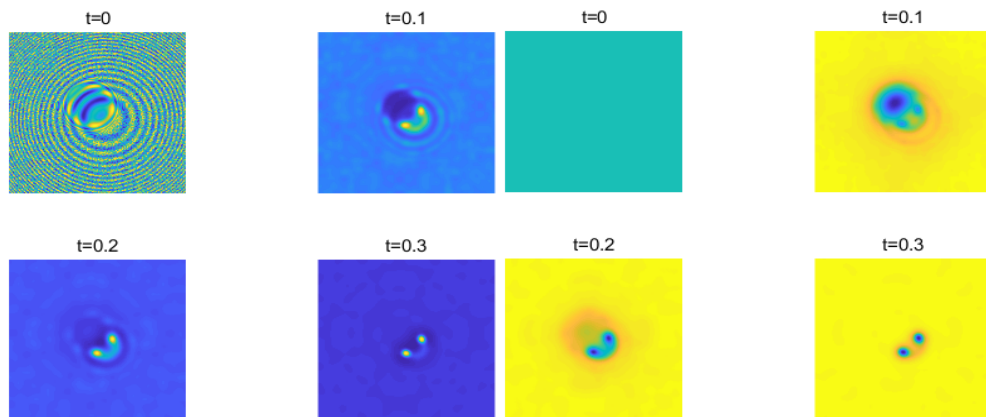
**Figure 12.** Shows the pattern with the initial condition of  $u = \cos\left(-\pi\left((x-0.4)^2 + (y+0.4)^2\right)\right) + e^{-\sin\left((x+0.4)^2+(y-0.4)^2\right)}$  example 2

**图 12.** 例 2 初始条件是  $u = \cos\left(-\pi\left((x-0.4)^2 + (y+0.4)^2\right)\right) + e^{-\sin\left((x+0.4)^2+(y-0.4)^2\right)}$  的斑图



**Figure 13.** Shows the numerical solution with the initial condition of  $u = \sin\left(\pi\left((x-0.4)^2 + (y+0.4)^2\right)\right) - \sin\left(e^{(x+0.4)^2+(y-0.4)^2}\right)$  of example 2

**图 13.** 例 2 初始条件是  $u = \sin\left(\pi\left((x-0.4)^2 + (y+0.4)^2\right)\right) - \sin\left(e^{(x+0.4)^2+(y-0.4)^2}\right)$  的数值解



**Figure 14.** Shows the pattern with the initial condition of  $u = \sin\left(\pi\left((x-0.4)^2 + (y+0.4)^2\right)\right) - \sin\left(e^{(x+0.4)^2+(y-0.4)^2}\right)$  example 2

**图 14.** 图为例 2 初始条件是  $u = \sin\left(\pi\left((x-0.4)^2 + (y+0.4)^2\right)\right) - \sin\left(e^{(x+0.4)^2+(y-0.4)^2}\right)$  的斑图

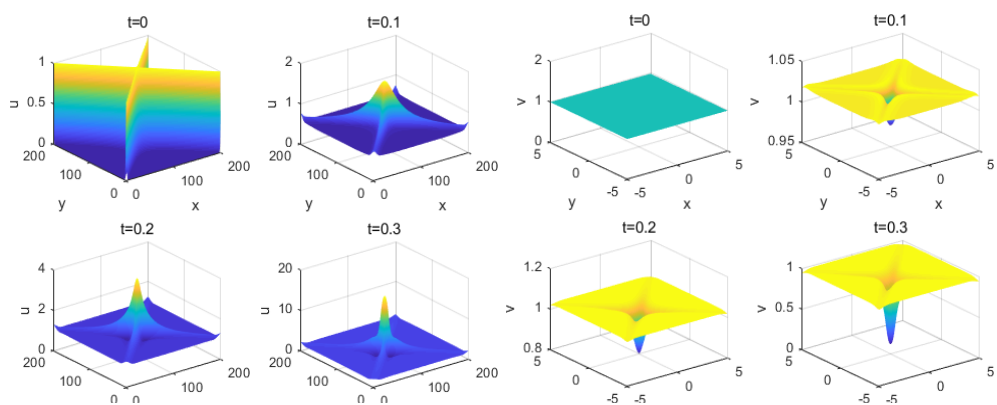


Figure 15. Shows the numerical solution with the initial condition of  $u = \text{sech}(\pi(-x^2 + y^2))$  of example 2

图 15. 例 2 初始条件是  $u = \text{sech}(\pi(-x^2 + y^2))$  的数值解




Figure 16. Shows the pattern with the initial condition of  $u = \text{sech}(\pi(-x^2 + y^2))$  example 2

图 16. 图为例 2 初始条件是  $u = \text{sech}(\pi(-x^2 + y^2))$  的斑图

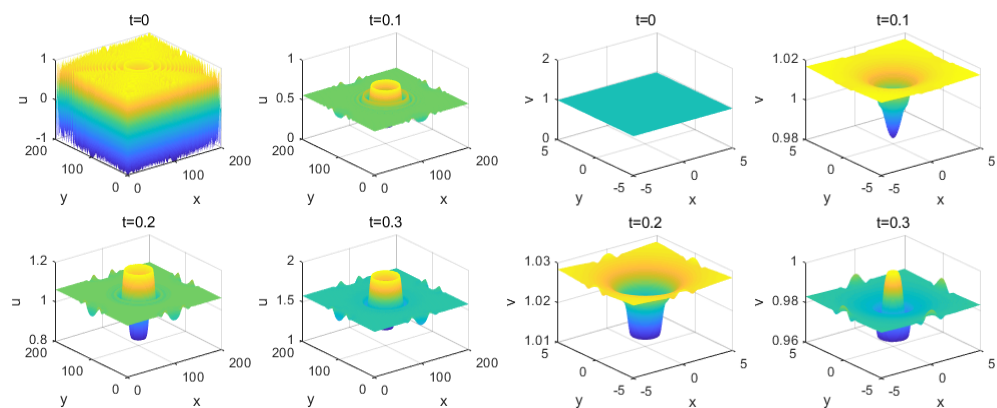


Figure 17. Shows the numerical solution with the initial condition of  $u = \sin(\pi(-x^2 - y^2))$  of example 2

图 17. 例 2 初始条件是  $u = \sin(\pi(-x^2 - y^2))$  的数值解

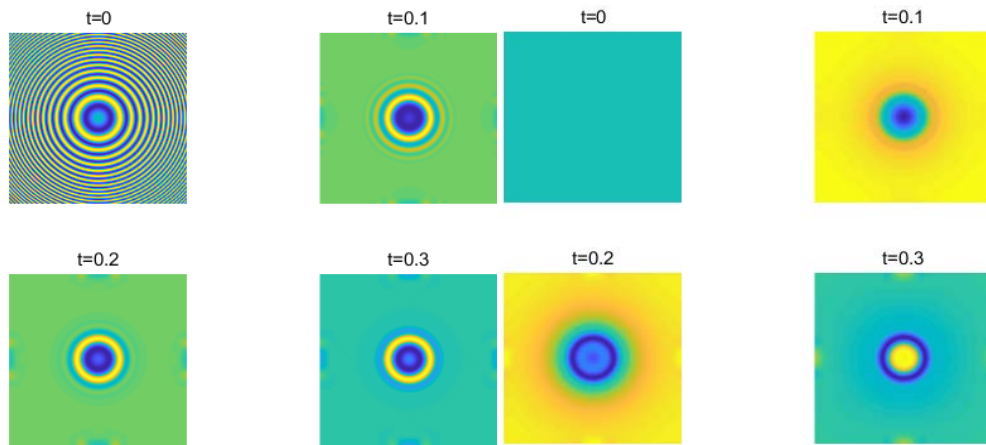


Figure 18. Shows the pattern with the initial condition of  $u = \sin(\pi(-x^2 - y^2))$  example 2

图 18. 图为例 2 初始条件是  $u = \sin(\pi(-x^2 - y^2))$  的斑图

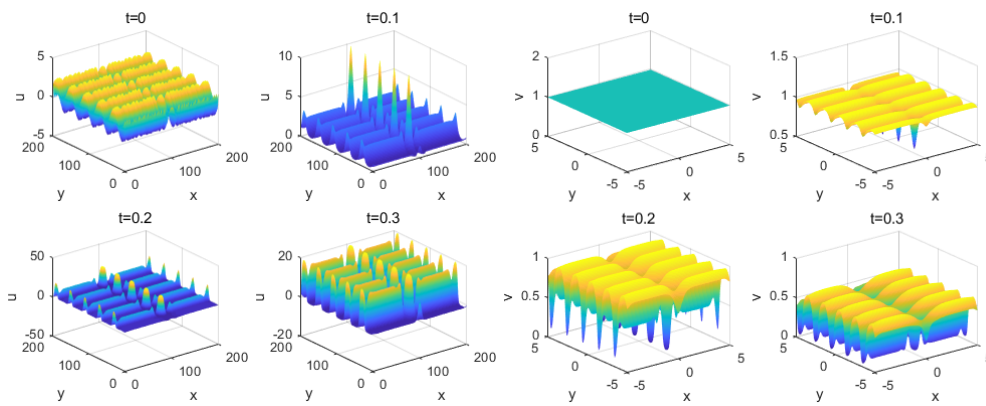


Figure 19. Shows the numerical solution with the initial condition of  $u = 12/25 - \sin(10x^2 - 510) + \sin(\pi y - 220)$  of example 2

图 19. 例 2 初始条件是  $u = 12/25 - \sin(10x^2 - 510) + \sin(\pi y - 220)$  的数值解

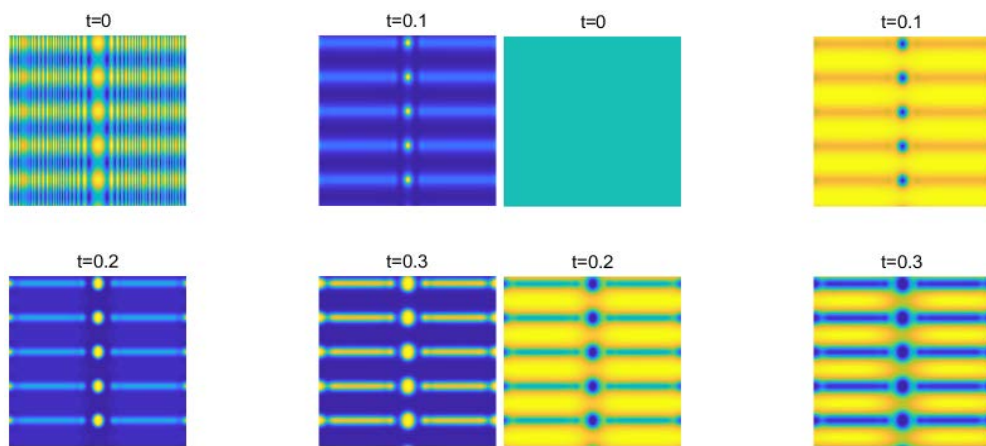
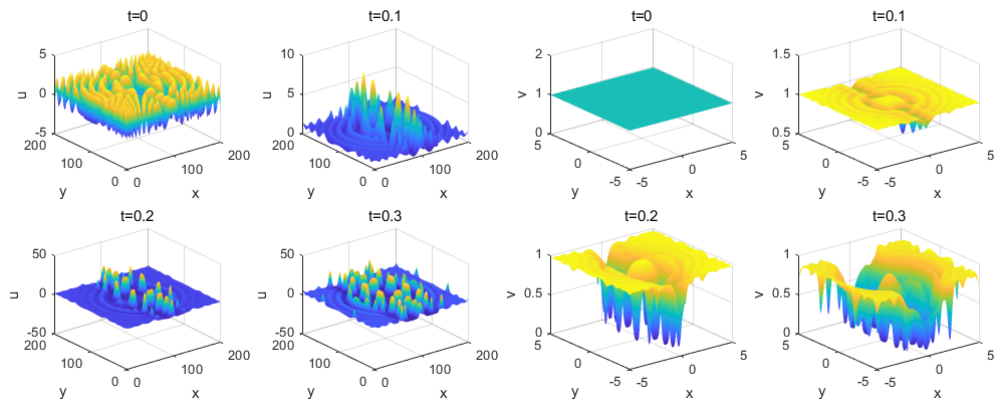


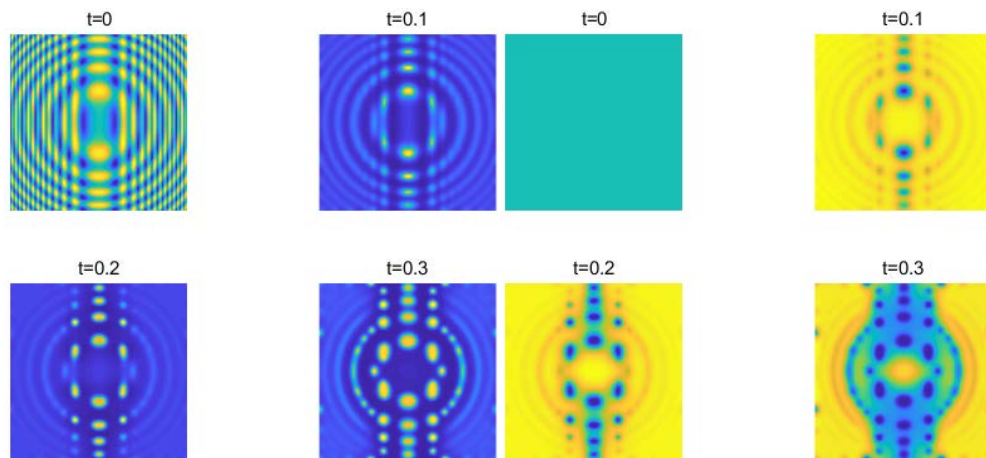
Figure 20. Shows the pattern with the initial condition of  $u = 12/25 - \sin(10x^2 - 510) + \sin(\pi y - 220)$  example 2

图 20. 图为例 2 初始条件是  $u = 12/25 - \sin(10x^2 - 510) + \sin(\pi y - 220)$  的斑图



**Figure 21.** Shows the numerical solution with the initial condition of  $u = 12/25 - \sin(\pi x^2 - 510) + \sin(\cos(x^2 + y^2 - 22))$  of example 2

**图 21.** 例 2 初始条件是  $u = 12/25 - \sin(\pi x^2 - 510) + \sin(\cos(x^2 + y^2 - 22))$  的数值解



**Figure 22.** Shows the pattern with the initial condition of  $u = 12/25 - \sin(\pi x^2 - 510) + \sin(\cos(x^2 + y^2 - 22))$  example 2

**图 22.** 图为例 2 初始条件是  $u = 12/25 - \sin(\pi x^2 - 510) + \sin(\cos(x^2 + y^2 - 22))$  的斑图

**Table 2.** The different initial conditions corresponding to the numerical solution and pattern in example 2 are shown in Figures 11-22

**表 2.** 例 2 中数值解和斑图所对应的不同的初始条件在图 11~22

图	$u(x, y, 0)$
图 11 和图 12	$u = \cos(-\pi((x-0.4)^2 + (y+0.4)^2)) + e^{-\sin((x+0.4)^2 + (y-0.4)^2)}$
图 13 和图 14	$u = \sin(\pi((x-0.4)^2 + (y+0.4)^2)) - \sin(e^{(x+0.4)^2 + (y-0.4)^2})$
图 15 和图 16	$u = \operatorname{sech}(\pi(-x^2 + y^2))$
图 17 和图 18	$u = \sin(\pi(-x^2 - y^2))$
图 19 和图 20	$u = 12/25 - \sin(10x^2 - 510) + \sin(\pi y - 220)$
图 21 和图 22	$u = 12/25 - \sin(\pi x^2 - 510) + \sin(\cos(x^2 + y^2 - 22))$

## 5. 结论

本文用谱插值配点方法求解 Brusselator 模型, 数值结果表明了该方法与理论吻合较好。本文所有程序由 matlab2017b 算得。

## 致 谢

感谢王玉兰老师的支持与帮助。

## 参考文献

- [1] Kang, H. and Pesin, Y. (2005) Dynamics of a Discrete Brusselator Model: Escape to Infinity and Julia Set. *Milan Journal of Mathematics*, **73**, 1-17. <https://doi.org/10.1007/s00032-005-0036-y>
- [2] Mittal, R.C. and Jiwari, R. (2011) Numerical Solution of Two-Dimensional Reaction-C Diffusion Brusselator System. *Applied Mathematics & Computation*, **217**, 5404-5415. <https://doi.org/10.1016/j.amc.2010.12.010>
- [3] Tyson, J.J. (1976) The Belousov-Zhabotinskii Reaction. In: *Lecture Notes in Biomathematics* 10, Springer-Verlag, Heidelberg. <https://doi.org/10.1007/978-3-642-93046-1>
- [4] Wang, Y.M. and Zhang, H.B. (2009) Higher-Order Compact Finite Difference Method for Systems of Reaction Diffusion Equations. *Journal of Computational and Applied Mathematics*, **233**, 502-518. <https://doi.org/10.1016/j.cam.2009.07.052>
- [5] Macha, J., Benes, M. and Strachota, P. (2017) Nonlinear Galerkin Finite Element Method Applied to the System of Reaction-C Diffusion Equations in One Space Dimension. *Computers and Mathematics with Applications*, **73**, 2053-2065. <https://doi.org/10.1016/j.camwa.2017.02.032>
- [6] Harizanov, S., Lazarov, R., Margenov, S., et al. (2019) Numerical Solution of Fractional Diffusion Creation Problems Based on BURA. *Computers and Mathematics with Applications*. <https://doi.org/10.1016/j.camwa.2019.07.002>
- [7] 唐晓栋. 多反馈反应扩散系统斑图动力学研究[D]: [博士学位论文]. 徐州: 中国矿业大学, 2014.
- [8] Siraj-ul-Islam, A.A. and Haq, S. (2010) A Computational Modeling of the Behavior of the Two-Dimensional Reaction-Diffusion Brusselator System. *Applied Mathematical Modelling*, **34**, 3896-3909. <https://doi.org/10.1016/j.apm.2010.03.028>
- [9] Zhang, X. (2015) Efficient Solution of Differential Equation Based on MATLAB: Spectral Method Principle and Implementation. Mechanical Industry Press, Beijing.
- [10] 李庆阳, 王能超, 易大义. 数值分析[M]. 第5版. 北京: 清华大学出版社, 2008.
- [11] Peng, Y.H. and Ling, H. (2018) Pattern formation in a Ratio-Dependent Predator-Prey Model with Cross-Diffusion. *Applied Mathematics and Computation*, **331**, 307-318. <https://doi.org/10.1016/j.amc.2018.03.033>
- [12] 熊晓华, 周天寿. Brusselator 模型的定性分析及数值模拟[J]. 江西师范大学学报(自然科学版), 2007, 31(2): 164-168.
- [13] Guckenheimer, J. and Holmes, P. (1999) *Nonlinear Oscillations, Dynamical Systems, and Bifurcations of Vector Fields*. Springer-Verlag, New York.
- [14] Sey del, R. (1999) *Practical Bifurcation and Stability Analysis. From Equilibrium to Chaos, Second Edition*, Springer-Verlag, New York.
- [15] 周天寿. 线性耦合振子中的回声波及其稳定性[J]. 江西师范大学学报: 自然科学版, 2006, 30(1): 1-6.